

A 3D illustration of seven small, white, humanoid figures standing in a line on a white surface. Each figure is holding a large, colorful letter that together spell out the word 'WELCOME'. The letters are: W (red), E (orange), L (yellow), C (yellow), O (yellow), M (yellow), and E (green). The figures are positioned behind the letters, with their arms raised to hold them. The background is plain white.

WELCOME

VIRTUAL OPEN HOUSE

GRMS 2020

What you'll need to participate in our GRMS Open House in Schoology Conferencing

Please contact our guidance counselors if you need your student credentials (credentials are the same for HAC and Schoology):

GRMS Phone Number:
(904) 547-8700

Tony Canoura –
8th grade & A-I 6th grade
Tony.Canoura@stjohns.k12.fl.us

Rachel Overholt –
7th grade & M-Z 6th grade
Rachel.Overholt@stjohns.k12.fl.us



Step 1: Student Schedule (HAC)



[Click here to access your student's schedule from HAC](#)



Step 2: Schoology Access (student)



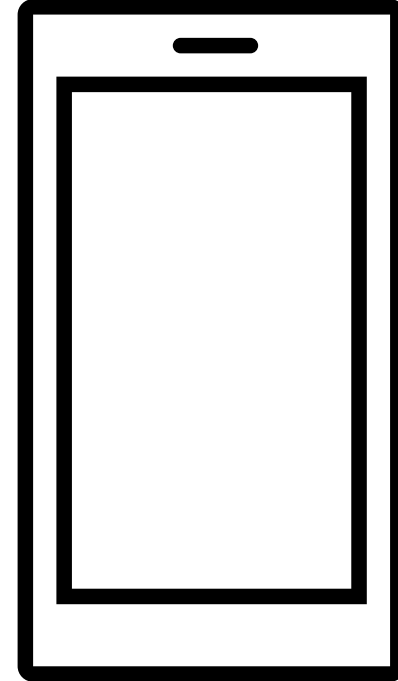
Use Student login (parent login can't access conferences)



[Click here to access Schoology](#)

Conferencing

- Our Open house will be conducted in each course within Schoology.
- You will meet virtually with each teacher within the conferencing tool.



**If you are using a mobile device you must use the web-based link, [click here for student account access](#).

Schoology conferencing does NOT work on the Schoology App.



Schoology Course - Within Schoology there is a corresponding course for each class on your student's schedule.



Period - The period reflects when your student has each course during the day with first period at the beginning of the day and seventh as the last of the day.



Conferences - This is a feature within schoology where teachers and students (parents, in this case) can interact live.

Virtual Open House Vocabulary

Step 1: Schoology Login

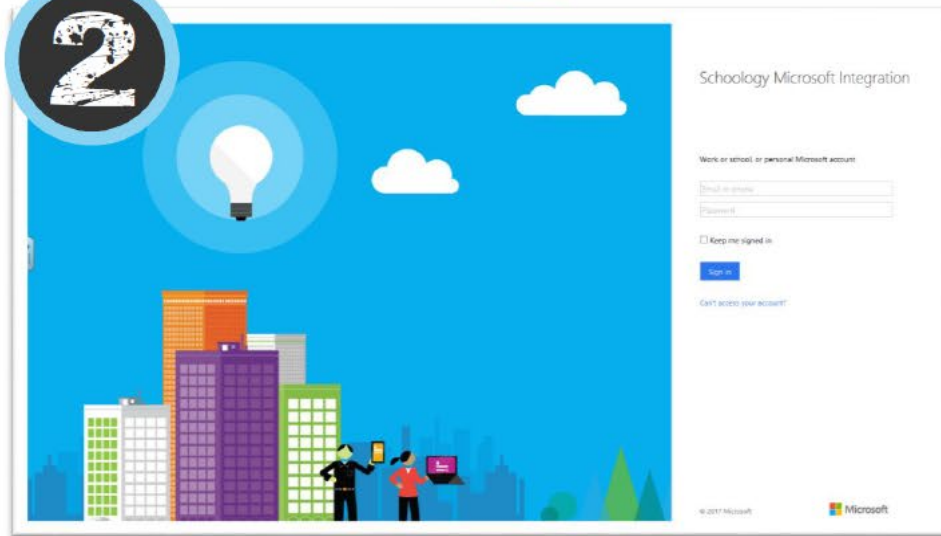


SCHOOLY LOGIN INFORMATION

1

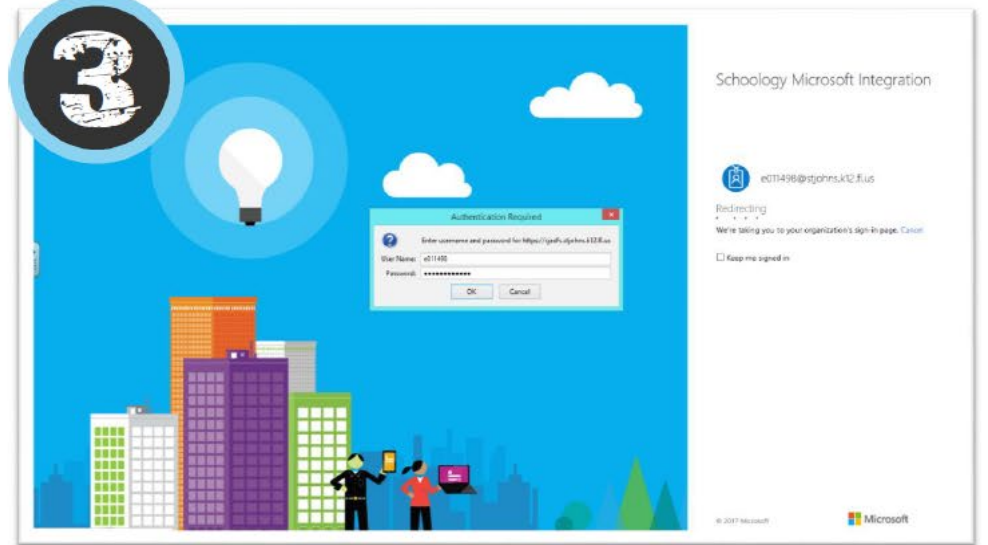
Go to: stjohnsschools.schoology.com

2



Username: S#####@stjohns.k12.fl.us
Password: **Do Not Enter a Password**








3



Username: S#####
Password: Computer Login Password (Active Directory)

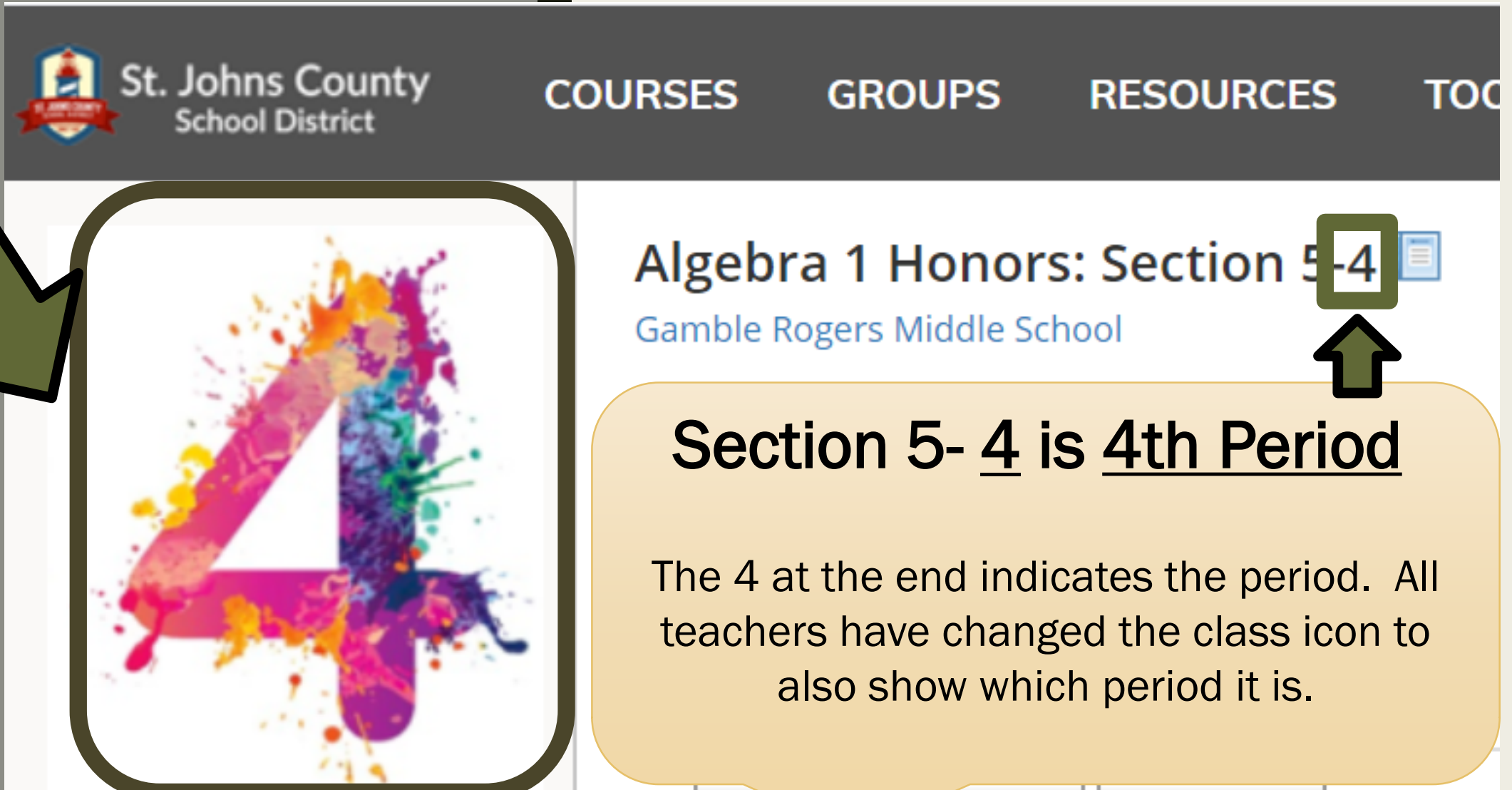
Step 2: Find each Course in Schoology

Courses My Courses

 <p>1st PERIOD</p> <p>Agriscience Section 1 Gamble Rogers Middle School</p>	 <p>2nd</p> <p>Mathematics Section 1 Gamble Rogers Middle School</p>	 <p>4th PERIOD</p> <p>Drama Section 1 Gamble Rogers Middle School</p>	 <p>5th Period</p> <p>Physical Education Section 1 Gamble Rogers Middle School</p>
 <p>Language Arts Section 1 Gamble Rogers Middle School</p>	 <p>Science Section 1 Gamble Rogers Middle School</p>	 <p>3rd PERIOD</p> <p>Social Studies Section 1 Gamble Rogers Middle School</p>	

Please note that the whole period number does not always show...and teachers may use different icons

Step 3: What Period is each course?



St. Johns County School District

COURSES GROUPS RESOURCES TOOLS

Algebra 1 Honors: Section 5-4

Gamble Rogers Middle School

Section 5- 4 is 4th Period

The 4 at the end indicates the period. All teachers have changed the class icon to also show which period it is.

Step 4: Join a Conference

1

Geometry Honors: Semester 1
Gamble Rogers Middle School

This course is assigned to you.

Course Options

- Materials
- Updates
- Gradebook
- Grade Setup
- Mastery
- Badges
- Attendance
- Members
- Analytics
- Workload Planning
- Conferences
- Environmental Science...
- eSchoolPLUS
- Financial Algebra - Walch

Quarter 1-3 Materials

Gamble Symbolology

Checking In! Hey guys! We'll be getting together (school appropriate) virtually! Due Friday, April 3, 2020

GRMS Student Virtual Open House

Week of March 30-31
Watch the video on conference preparation. Follow the link to Geometry Honors and use your mouse to click on the link. Complete the assignment. 3/30/20 12:00am

Week of April 6-9
Print out the notes if you have them. Take notes. Watch BOTH lesson videos and the area of prisms. Watch the conferences.

2

Conferences

Active Completed

+ Create New Conference

Title	Start Time	End Time	Status
Virtual Open House Teacher Name			In progress
Period #			

End Conference

To Join a Conference:

Step 1: Click on Conferences on the left hand side.

Step 2: Click on the conference name to join

Reminder: Parents must use the Schoology link from our Student links page...conferences DOES NOT work on the schoology APP**

GRMS Virtual Open House Schedule

August 28, 2020

Time	Period	Location
8:30 AM	Virtual Open House Intro	GRMS Website
8:50 AM	Period 1 8:50 - 9:05	Schoology Conference
9:10 AM	Period 2 9:10 - 9:25	Schoology Conference
9:30 AM	Period 3 9:30 - 9:45	Schoology Conference
9:50 AM	Period 4 9:50 - 10:05	Schoology Conference
10:10 AM	Period 5 10:10 - 10:25	Schoology Conference
10:30 AM	Period 6 10:30 - 10:45	Schoology Conference
10:50 AM	Period 7 10:50 - 11:05	Schoology Conference

If you are unable to attend:

All conferences for Open House will be recorded and available within Schoology for seven days.



Welcome to Gamble...

where students come first!

"You are not a drop in the
ocean. You are the entire
ocean in a drop."

RUMI

